

# Summary of Final Results



## Canadian & North American Biathlon Championships 2023

### 15 March 2023








Valcartier, Québec

Time of Last Finish: 11:27 hrs

### Men - 10 km Sprint

Rank	Bib	Name	Team	Shooting			Final Time	Behind	%	Pts	Notes
				P	S	I					
1	9	BROWN, Luke	USA	2	0	2	28:21.1	0.0	103.3%	90	
2	12	PLETZ, Logan	SK-QV 	1	3	4	29:17.6	+56.5	100%	75	
3	1	GREEN, Michio	AB-RM 	0	1	1	30:13.7	+1:52.6	96.9%	60	
4	4	ELDEN, Ryan	BC-CST 	1	2	3	30:58.4	+2:37.3	94.6%	50	
5	3	BORGLUM, Haldan	AB-FNS 	2	3	5	31:08.6	+2:47.5	94.1%	45	
6	10	NIELSEN, Eli	USA 	3	0	3	31:14.4	+2:53.3	93.8%	40	
7	7	SMITH, Lucas	BC-SS 	0	5	5	31:18.9	+2:57.8	93.5%	36	
8	11	THEISEN, Jordan	USA 	3	3	6	32:18.8	+3:57.7	90.6%	34	
9	8	WIGGER, Cédrick	QC - Cr 	1	2	3	33:30.9	+5:09.8	87.4%	32	
10	6	BERTRAND, Guillaume	QC - 	1	4	5	35:28.5	+7:07.4	82.6%	31	
11	2	SAVILLE, Thomas	ON-CN 	1	3	4	36:08.0	+7:46.9	81.1%	30	
12	13	LALIME, Antoine	QC - PS 	1	3	4	41:09.2	+12:48.1	71.2%	29	
DNS	5	RACETTE, David	ON-CN 	--	--	--	---	---	---	---	

### Jr Men - 10 km Sprint

Rank	Bib	Name	Team	Shooting			Final Time	Behind	%	Pts	Notes
				P	S	I					
1	22	GAUTHIER, Simon	QC - PS 	1	2	3	31:41.1	0.0	100.9%	90	
2	20	MOINEAU, William	QC - Cr 	2	3	5	32:02.7	+21.6	99.7%	75	
3	16	DEMERS, Zachary	QC - PS 	4	0	4	32:09.8	+28.7	99.4%	60	
4	23	ENLOW, Emile-Antoine	QC - Cr 	0	0	0	33:16.8	+1:35.7	96%	50	
5	24	NG, William	ON-CN 	3	2	5	34:04.0	+2:22.9	93.8%	45	
6	14	GRUNDAHL, James	SK-QV 	4	1	5	34:04.6	+2:23.5	93.8%	40	
7	17	GIRARD, Vincent	QC-SL 	5	3	8	34:10.7	+2:29.6	93.5%	36	



IBU  
REGIONAL  
EVENTS

# Summary of Final Results

## Canadian & North American Biathlon Championships 2023

15 March 2023

Valcartier, Québec										Time of Last Finish: 11:27 hrs
8	18	<b>CHAMPAGNE, Roméo</b>	YK		0 3 3	<b>34:23.3</b>	+2:42.2	93%	34	
9	25	<b>MACNEILL, Matty</b>	PEI		1 5 6	<b>37:45.2</b>	+6:04.1	84.7%	32	Penalties: 2:00 11.3.3.a – penalty loop not done – 2 min
10	19	<b>GERVAIS, Olivier</b>	QC - PS		2 0 2	<b>38:23.6</b>	+6:42.5	83.3%	31	
11	21	<b>FASIANG, Timotej</b>	SK		3 4 7	<b>39:02.2</b>	+7:21.1	81.9%	30	
DNS	15	<b>BENSON, Sean</b>	BC-SS	<i>See in Sky Nordics</i>	--	---	---	---	---	

### Youth Men - 7.5 km Sprint

Rank	Bib	Name	Team	Shooting			Final Time	Behind	%	Pts	Notes
				P	S	I					
1	44	<b>BAERGEN, Bjorn</b>	AB -	2	0	2	<b>23:28.7</b>	0.0	100.7%	90	
2	46	<b>GILFILLAN, Daniel</b>	BC-VIB	3	1	4	<b>23:29.6</b>	+9	100.6%	75	
3	47	<b>SOLOMONSON, Sebastian</b>	BC-SLN	0	2	2	<b>23:56.6</b>	+27.9	98.7%	60	
4	27	<b>COMEAU, Alexandre</b>	AB-MB	1	2	3	<b>24:10.9</b>	+42.2	97.8%	50	
5	61	<b>MUNROE, Parker</b>	BC-SLN	1	2	3	<b>24:18.5</b>	+49.8	97.2%	45	
6	30	<b>GAUTHIER, Francois</b>	QC - PS	3	1	4	<b>24:19.3</b>	+50.6	97.2%	40	
7	43	<b>GERMAIN, Cole</b>	YK	1	1	2	<b>24:19.6</b>	+50.9	97.2%	36	
8	34	<b>FLEMING, Jasper</b>	BC-SS <i>See in Sky Nordics</i>	2	2	4	<b>24:34.4</b>	+1:05.7	96.2%	34	
9	41	<b>FRADETTE, Theo</b>	AB -	2	2	4	<b>24:56.5</b>	+1:27.8	94.8%	32	
10	28	<b>TINWORTH, Liam</b>	AB-WN	1	3	4	<b>24:59.8</b>	+1:31.1	94.6%	31	Penalties: 2:00 11.3.3.a – penalty loop not done – 2 min
11	50	<b>ROJKOVSKI, Dennis</b>	AB-FNS	0	3	3	<b>25:00.8</b>	+1:32.1	94.5%	30	
12	59	<b>MARNIK, Noah</b>	YK	2	2	4	<b>25:10.5</b>	+1:41.8	93.9%	29	
13	48	<b>CLEMENT, Felix</b>	AB -	0	3	3	<b>25:16.2</b>	+1:47.5	93.5%	28	
14	45	<b>GRAPPOLINI, Zachary</b>	AB-RM	2	0	2	<b>25:27.7</b>	+1:59.0	92.8%	27	
15	53	<b>SIMONS, Liam</b>	BC-SLN	2	1	3	<b>25:41.2</b>	+2:12.5	92%	26	





IBU  
REGIONAL  
EVENTS
























# Summary of Final Results

## Canadian & North American Biathlon Championships 2023

### 15 March 2023

Valcartier, Québec

Time of Last Finish: 11:27 hrs

16	40	HAERING, Joel	ON-LSB		2 3 5	<b>25:49.1</b>	+2:20.4	91.6%	25
17	63	HATLOE, Alexander	BC-SS		4 2 6	<b>25:52.8</b>	+2:24.1	91.3%	24
18	36	BRINDLE, William	AB-FNS		3 2 5	<b>26:14.6</b>	+2:45.9	90.1%	23
19	55	CROSS, Callum	AB -		1 3 4	<b>26:19.3</b>	+2:50.6	89.8%	22
20	42	SCHIGOL, Dawson	SK-SW		2 1 3	<b>26:22.4</b>	+2:53.7	89.6%	21
21	31	WENDT, Fidel	PEI		1 1 2	<b>26:32.4</b>	+3:03.7	89.1%	20
22	58	THIVIERGE, Simon	QC - Cr		2 1 3	<b>26:41.1</b>	+3:12.4	88.6%	19
23	39	HARVEY, François	QC -		0 3 3	<b>26:46.0</b>	+3:17.3	88.3%	18
24	51	ROJKOVSKI, Peter	AB-FNS		2 1 3	<b>26:53.0</b>	+3:24.3	87.9%	17
25	26	HENGEL, Thomas	AN-HN		1 2 3	<b>27:14.5</b>	+3:45.8	86.8%	16
26	35	DAMJI, Omar	AB-FNS		2 0 2	<b>28:02.5</b>	+4:33.8	84.3%	15
27	67	SINCLAIR, Liam	BC-CN		3 3 6	<b>28:03.0</b>	+4:34.3	84.3%	14
28	49	TURCOTTE, Albert	QC - Cr		3 2 5	<b>28:18.5</b>	+4:49.8	83.5%	13
29	56	NILSSON, Max	HT		1 3 4	<b>28:25.4</b>	+4:56.7	83.2%	12
30	60	TOURIGNY, James	AB-RM		3 2 5	<b>28:53.4</b>	+5:24.7	81.8%	11
31	52	LEFEBVRE, Henri	ON-CN		2 0 2	<b>29:04.0</b>	+5:35.3	81.3%	10
32	62	PORTER, Bruce	YK		2 3 5	<b>29:48.8</b>	+6:20.1	79.3%	9
33	57	LONSBERRY, Drayton	SK-SW		1 4 5	<b>30:23.7</b>	+6:55.0	77.8%	8
34	66	COTÉ, Hubert	QC-VK		0 4 4	<b>30:37.4</b>	+7:08.7	77.2%	7
35	54	LEGUERRIER, Thomas	QC-CN		1 4 5	<b>30:56.1</b>	+7:27.4	76.4%	6
36	64	CONANT, Simon	QC-VK		1 2 3	<b>32:18.9</b>	+8:50.2	73.1%	5
37	65	MORRIER-LEMIEUX Arthur	QC - Cr		2 5 7	<b>32:34.6</b>	+9:05.9	72.6%	4
38	37	HENNESSEY, Samuel	SK-QV		3 3 6	<b>34:51.8</b>	+11:23.1	67.8%	3
DNS	38	DE BROECK, Jean-Nicolas	QC-CN		--	---	---	---	---

Penalties: 2:00  
11.3.3d - Crossfire





IBU  
REGIONAL  
EVENTS

# Summary of Final Results

## Canadian & North American Biathlon Championships 2023

### 15 March 2023

Valcartier, Québec

Time of Last Finish: 11:27 hrs

DNS	32	GILBERT, Xavier	QC - PS		--	---	---	---	---
DNS	29	CASTONGUAY, Theo	USA		--	---	---	---	---

## Sr Boys - 6 km Sprint

Rank	Bib	Name	Team	Shooting			Final Time	Behind	%	Pts	Notes
				P	S	I					
1	71	REPP, Kase	AB-FNS	0	2	2	19:58.8	0.0	101.3%	90	
2	70	HULSHOF, Luke	AB-FNS	3	0	3	20:18.0	+19.2	99.7%	75	
3	78	FERGUSON, Dawson	AB-CSK	1	1	2	20:27.0	+28.2	99%	60	
4	86	KONOFF, Justin	AB-FNS	2	2	4	20:54.8	+56.0	96.8%	50	
5	87	WILSON, Rory	AB-FNS	2	0	2	20:58.2	+59.4	96.5%	45	
6	74	NG, Singjo (Jojo)	BC-SS	3	0	3	21:08.6	+1:09.8	95.7%	40	
7	69	CLEMENTS, Lucas	BC-SS	1	1	2	21:16.6	+1:17.8	95.1%	36	
8	72	PIERCEY, Eric	ON-CN	3	1	4	21:34.2	+1:35.4	93.8%	34	
9	85	MATSON, Simon	AB-FNS	1	2	3	21:41.2	+1:42.4	93.3%	32	
10	83	BENSON, Graham	BC-SS	3	2	5	21:43.0	+1:44.2	93.2%	31	
11	88	MCCULLOCH, Malcolm	HT	3	1	4	21:44.2	+1:45.4	93.1%	30	
12	68	CHLEPKO, Matus	AB-FNS	1	4	5	21:46.3	+1:47.5	93%	29	
13	81	BAINE, Caelan	AB-FNS	3	1	4	21:55.4	+1:56.6	92.3%	28	
14	106	DAVID, Patrick	QC-SL	2	1	3	22:09.4	+2:10.6	91.4%	27	
15	80	CARLSON, Taylor	USA	0	3	3	22:11.2	+2:12.4	91.2%	26	
16	75	HAWES, Ewan	BC-CN	3	2	5	22:27.1	+2:28.3	90.2%	25	
17	84	GENDRON, Antoine	ON-CN	0	3	3	22:39.4	+2:40.6	89.3%	24	
18	76	SMITH, Jackson	MB-RR	1	2	3	22:41.1	+2:42.3	89.2%	23	
19	90	LEDINGHAM, Kenny	BC-VIB	3	2	5	22:58.1	+2:59.3	88.1%	22	
20	73	DES ALLIERS, Valérie	QC - PS	3	3	6	22:59.6	+3:00.8	88%	21	
21	92	BURKE, Gavin	AB-FNS	2	4	6	23:38.4	+3:39.6	85.6%	20	





IBU  
REGIONAL  
EVENTS

# Summary of Final Results

## Canadian & North American Biathlon Championships 2023

### 15 March 2023

Valcartier, Québec

Time of Last Finish: 11:27 hrs

22	100	<b>HARMAN, Simon</b>	HT		2 2 4	<b>23:47.6</b>	+3:48.8	85.1%	19	
23	96	<b>MCCLEARY, Finn</b>	AB-FNS		2 2 4	<b>23:53.1</b>	+3:54.3	84.8%	18	
23	103	<b>LEMEE, Tobias</b>	AB-FNS		3 3 6	<b>23:53.1</b>	+3:54.3	84.8%	18	
25	94	<b>HANSEN, Taje</b>	BC-SS		1 3 4	<b>23:58.4</b>	+3:59.6	84.4%	16	
26	95	<b>AITKEN, Braden</b>	BC-SS		3 5 8	<b>24:04.3</b>	+4:05.5	84.1%	15	
27	82	<b>HALTLI, Hudson</b>	PEI		3 3 6	<b>24:11.4</b>	+4:12.6	83.7%	14	
28	104	<b>SIEMENS, Max</b>	AB-FNS		4 2 6	<b>24:34.3</b>	+4:35.5	82.4%	13	
29	101	<b>URQUHART, Max</b>	AB-FNS		1 3 4	<b>24:38.8</b>	+4:40.0	82.1%	12	
30	79	<b>LONDON, Matthew</b>	YK		1 2 3	<b>24:52.3</b>	+4:53.5	81.4%	11	
31	102	<b>PUGH, Michael</b>	AB-FNS		2 5 7	<b>25:04.7</b>	+5:05.9	80.7%	10	
32	98	<b>ROBINS, Keelan</b>	YK		1 4 5	<b>25:23.9</b>	+5:25.1	79.7%	9	
33	91	<b>JONES, Benjamin</b>	AB-FNS		3 2 5	<b>25:24.9</b>	+5:26.1	79.7%	8	Penalties: 2:00 11.3.3.a – penalty loop not done – 2 min
34	77	<b>LUDWIG, Aiden</b>	SK-QV		3 4 7	<b>25:45.2</b>	+5:46.4	78.6%	7	
35	105	<b>BOT, Rory</b>	BC-SLN		1 4 5	<b>25:54.0</b>	+5:55.2	78.2%	6	Penalties: 2:00 11.3.3.a – penalty loop not done – 2 min
36	89	<b>VARIEUR, Phoenix</b>	ON-ELB		2 1 3	<b>26:00.1</b>	+6:01.3	77.9%	5	
37	97	<b>O'BRIEN, Chase</b>	YK		2 2 4	<b>26:07.7</b>	+6:08.9	77.5%	4	
38	93	<b>THIVIERGE, Alex</b>	QC - Cr		1 3 4	<b>26:55.4</b>	+6:56.6	75.2%	3	
39	99	<b>MARTIN, William</b>	QC - PS		3 2 5	<b>27:43.1</b>	+7:44.3	73%	2	

